

ScanCell®

The high quality mobile storage solution



Better **solutions.**
Better **care.**

Agile Medical

The high quality mobile storage solution

ScanCell®

The high quality mobile storage solution

Agile Medical

Agile Medical

ScanCell® is our range of high quality mobile storage solutions that utilises our modular system of trays and baskets. The ScanCell® range is fully customisable and has a wide range of clever accessories which create a wealth of design combinations. ScanCell® products are built from high-quality materials which have been carefully selected to meet rigorous durability targets and strict hygiene criteria.

Key Benefits

- **Flexible**
Highly customisable to meet specific job functions and needs
- **Light weight**
Light weight trolleys for easy handling
- **Ergonomic**
Job specific trolleys ensure an improved work environment
- **Easy**
High quality swivel wheels for increased maneuverability
- **Modular**
Is fully compatible with other ScanModul® products.



ScanCell® Trolley with telescopic drawers.
Type B-M075.
Item no. 40622550

The mobility of ScanCell® trolleys enables easier work processes for treatment procedures and greater access to surrounding areas when cleaning. ScanCell® is without a doubt the flagship within mobile storage solutions and we are not surprised that it has been a consistent source of inspiration for many manufactures.



Building on our ISO certified modular system for trays and baskets, you can customise your own trolley from four easy steps.

1. **Choose a front for the trolley.**
2. **Determine the trolley's dimensions.**
3. **Configure the trolley with trays and baskets.**
4. **Improve the trolley with our wide selection of accessories.**

Please see the following page for a simplified overview. The ScanCell® series provides full flexibility in customising a product to meet your criteria and needs, whilst being fully integrated in the overall modular system. With more than 5,000,000 combinations possible ScanCell® offers you a one stop mobile storage solution from the central storage function to the point of usage.

With the ScanCell® system we have catered to all your needs for mobile storage. Each trolley is fitted with four high quality swivel wheels for increased maneuverability. ScanCell® products are built from high-quality materials which have been carefully selected to meet rigorous durability targets and strict hygiene criteria.

The mobile and customisable ScanCell® trolleys enables easier work processes for treatment procedures and better access to surrounding areas when cleaning.

More Information

Our consultants are available to guide you through our full product range and design specific solutions for your unique storage and logistical needs.



Top 6 features for ScanCell®

- ScanCell® fully integrates with our modular system
- Equipped with 4 swivel wheels (2 with brakes)
- Hygienic and ergonomic design
- Available in different colours
- Lightweight
- VARIO™ side panels that can be used with relief wheels and safety stops



400W, 600D



600W, 400D

Two furniture dimensions

To make our trolleys as flexible as possible, the ScanCell® trolleys are available in 2 different sizes.

In this way, all possible variants of use can be made possible. The use of our modular system is supported in a unique and meaningful way.

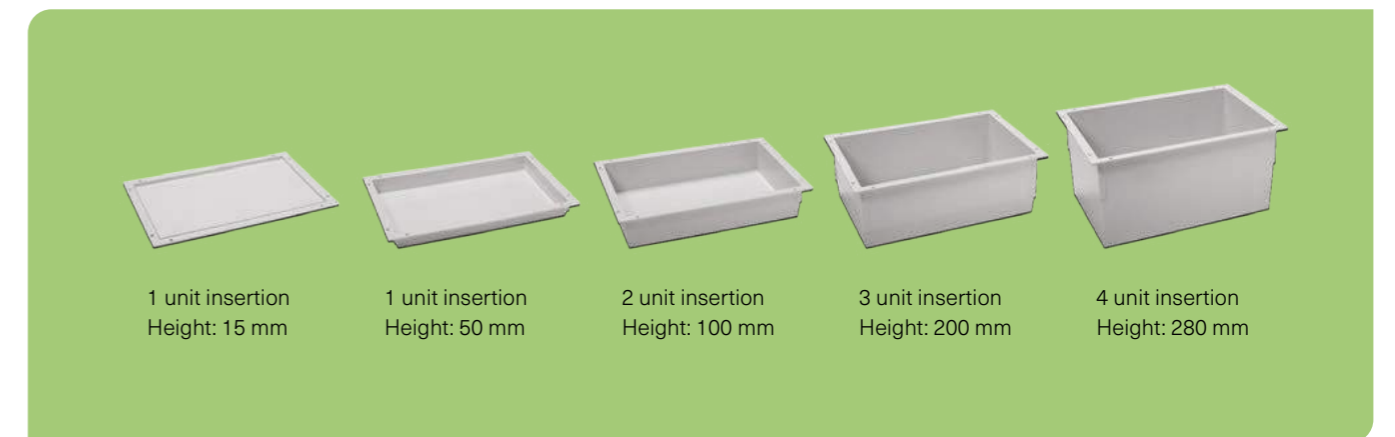


Six furniture heights



M60	M75	M90	M120	M150	M180
8 insertion units*	10 insertion units*	12 insertion units*	16 insertion units*	20 insertion units*	24 insertion units*
Height: 905 mm	Height: 1055 mm	Height: 1205 mm	Height: 1503 mm	Height: 1803 mm	Height: 2050 mm

Five heights of insertion units



1 unit insertion Height: 15 mm	1 unit insertion Height: 50 mm	2 unit insertion Height: 100 mm	3 unit insertion Height: 200 mm	4 unit insertion Height: 280 mm
-----------------------------------	-----------------------------------	------------------------------------	------------------------------------	------------------------------------

Six door options

Six possible door options allow you to equip your trolley in such a way that it fits best for your personal area of application. Whether with doors, glass doors, drawers, roller shutters or simply open – you have the choice.



1. Open front

Open access to the trolley.



2. Hinged doors

High quality hinges. Door also available with glass inserts.



3. Glass doors

High quality hinges. Door also available with glass inserts.



4. Roller door

Can be equipped with brackets for removing roller door when cleaning the trolley.



5. Telescopic drawers

Smooth telescopic runners allowing for 110% extraction of the drawer for excellent accessibility.



6. Vario drawers

The handle is attached directly on the modular tray for easy removal of the drawer.



Open front

b

Order number: PC40611100

Description	External Dimensions	Item no.
Trolley Type B-M060	H 905 x W 662 x D 494 mm	40611100

Items included	Height	Pcs.	Item no.
Basket for partition, PC	100 mm	1	2364451
Basket for partition, PC	200 mm	2	2364452
Partition, PC, 600 mm L	50 mm	1	2364454
Partition, PC, 400 mm L	100 mm	1	2364453
Partition, PC, 600 mm L	200 mm	2	2364456
Partition, PC, 400 mm L	200 mm	2	2364455
Safety Stops		6	1961870

b

Order number: PC40613100

Description	External Dimensions	Item no.
Trolley Type B-M090	H 1205 x W 662 x D 494 mm	40613100

Items included	Height	Pcs.	Item no.
Tray for partition, ABS	50 mm	1	2064206
Tray for partition, ABS	100 mm	4	2064211
Tray, ABS	200 mm	1	2064220
Partition, PMMA, 600mm L	50 mm	1	2064271
Partition, PMMA, 400mm L	50 mm	3	2064270
Partition, ABS, 600mm L	100 mm	4	2364254
Partition, ABS, 400mm L	100 mm	8	2364253
Safety Stops		12	1961870
Roller support wheels		2	1869970




Roller doors

b

Order number: PC40655100D

Description	External Dimensions	Item no.
Trolley Type B-M150	H 1803 x W 662 x D 494 mm	PC40655100D

Items included	Height	Pcs.	Item no.
Basket for Partition, PC	100 mm	6	2364451
Basket for Partition, PC	200 mm	2	2364452
Partition, PC, 600mm L	100 mm	6	2364454
Partition, PC, 400mm L	100 mm	6	2364453
Partition, PC, 600mm L	200 mm	2	2364456
Partition, PC, 400mm L	200 mm	2	2364455
Safety Stops	16		1961870



Right hinged door

a

Order number: PC40475101




Description	External Dimensions	Item no.
Trolley Type A-M150	H 1803 x W 462 x D 706 mm	40475101

Items included	Height	Pcs.	Item no.
Tray for partition, PC	50 mm	2	2064407
Tray for partition, PC	100 mm	2	2064412
Basket for partition, ABS	100 mm	2	2364251
Basket for partition, ABS	200 mm	1	2364252
Tray, ABS	200 mm	1	2064220
Partition, PMMA, 600mm L	50 mm	2	2064271
Partition, PMMA, 400mm L	50 mm	6	2064270
Partition, PC, 600mm L	100 mm	2	2364454
Partition, PC, 400mm L	100 mm	4	2364453
Partition, ABS, 600mm L	100 mm	2	2364254
Partition, ABS, 400mm L	100 mm	4	2364253
Partition, ABS, 600mm L	200 mm	1	2364256
Partition, ABS, 400mm L	200 mm	2	2364255
Safety stops		16	1961870
Roller support wheels		4	1869970




*All our preconfigured trolleys have wheels with a diameter of 125 mm as a standard, 2 swivel wheels and 2 total lock wheels

Type A - Trolleys overview




Open front

Name	Description	Width	Depth	Height	Type	Item no.
 ScanCell® trolley	Open with Vario panels	462 mm	706 mm	905 mm	A-M060	40411100
				1055 mm	A-M075	40412100
				1205 mm	A-M090	40413100
				1503 mm	A-M120	40414100
				1803 mm	A-M150	40415100
 Double ScanCell® trolley	Open with Vario panels	924 mm	706 mm	905 mm	AA-M060	40811100
				1055 mm	AA-M075	40812100
				1205 mm	AA-M090	40813100
				1503 mm	AA-M120	40814100
				1803 mm	AA-M150	40815100
 Triple ScanCell® trolley	Open with Vario panels	1386 mm	706 mm	905 mm	AAA-M060	40911100
				1055 mm	AAA-M075	40912100
				1205 mm	AAA-M090	40913100
				1503 mm	AAA-M120	40914100
				1803 mm	AAA-M150	40915100

With doors


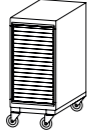



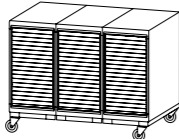
Name	Description	Width	Depth	Height	Type	Item no.			
 ScanCell® trolley	Left hinged door	462 mm	706 mm	905 mm	A-M060	40471102			
	Right hinged door			905 mm	A-M060	40471101			
	Left hinged door			1055 mm	A-M075	40472102			
	Right hinged door			1055 mm	A-M075	40472101			
	Left hinged door			1205 mm	A-M090	40473102			
	Right hinged door			1205 mm	A-M090	40473101			
	Left hinged door			1503 mm	A-M120	40474102			
	Right hinged door			1503 mm	A-M120	40474101			
	Left hinged door			1803 mm	A-M150	40475102			
	Right hinged door			1803 mm	A-M150	40475101			
	 Double ScanCell® trolley			With 2 doors	924 mm	706 mm	905 mm	AA-M060	40861100
							1055 mm	AA-M075	40862100
1205 mm		AA-M090	40863100						
1503 mm		AA-M120	40864100						
1803 mm		AA-M150	40865100						
 Triple ScanCell® trolley	With 3 doors	1386 mm	706 mm	905 mm	AAA-M060	40961100			
				1055 mm	AAA-M075	40962100			
				1205 mm	AAA-M090	40963100			
				1503 mm	AAA-M120	40964100			
				1803 mm	AAA-M150	40965100			

Telescopic drawers

Name	Number of drawers	Drawers configuration height	Width	Depth	Height	Type	Item no.			
 ScanCell® trolley	5	2x50, 3x100 mm	462 mm	706 mm	905 mm	A-M060	40421550			
	4	4x100 mm				A-M060	40421540			
	4	1x50, 2x100, 1x200 mm				A-M060	40421500			
	5	1x50, 3x100, 1x200 mm			1055 mm	A-M075	40422500			
	5	5x100 mm				A-M075	40422550			
	6	2x50, 4x100 mm			A-M075	40422560				
	10	10x50 mm			A-M075	40422509				
	6	1x50, 4x100, 1x200 mm			1205 mm	A-M090	40423500			
	6	6x100 mm				A-M090	40423560			
	7	2x50, 5x100 mm				A-M090	40423570			
	9	6x50, 3x100 mm				A-M090	40423590			
	 ScanCell® trolley	L 4 / R 4			L+R: 1x50, 2x100, 1x200 mm	924 mm	706 mm	905 mm	AA-M060	40821500
		L 4 / R 4			L+R: 4x100, 4x100 mm				AA-M060	40821540
L 8 / R 4		L: 8x50 / R: 4x100 mm	AA-M060	40821540/01						
L 5 / R 5		L+R: 1x50, 3x100, 1x200 mm	AA-M075	40822500						
L 4 / R 4		L+R: 2x200, 2x100 mm	AA-M075	40822540						
L 4 / R 4		L+R: 2x100, 2x200 mm	AA-M075	40822540/02						
L 4 / R 4		L+R: 2x100, 2x200 mm	AA-M075	40822540/03						
L 4 / R 4		L+R: 1x50, 1x100, 2x200 mm	AA-M075	40821540/03						
L 2 / R 3		L: 2x300 mm / R: 1x100, 1x200, 1x300 mm	AA-M075	40822540/04						
L 5 / R 6		L: 1x50, 3x100, 1x200 mm / R: 3x50, 2x100, 1x200 mm	AA-M075	40822550/02						
L 6 / R 6		L+R: 2x50, 4x100 mm	AA-M075	40822560/01						
L 5 / R 4		L: 1x50, 3x100, 1x200 mm / R: 1x50, 1x100, 2x200 mm	AA-M075	40822570						
L 4 / R 4		L+R: 1x200, 2x100, 1x200 mm	AA-M075	40822540/01						
L 5 / R 5		L: 1x50, 3x100, 1x200 mm / R: 5x100 mm	AA-M075	40822550/03						
L 6 / R 5		L: 2x50, 4x100 mm / R: 1x50, 3x100, 1x200 mm	AA-M075	40822560/02						
L 5 / R 4		L: 1x50, 3x100, 1x200 mm / R: 1x50, 1x100, 1x200, 1x300 mm	AA-M075	40822590						
L 5 / R 5		L+R: 5x100 mm	AA-M075	40822550/04						
L 4 / R 4		L: 3x100, 1x300 mm / R: 1x50, 1x100, 2x200 mm	AA-M075	40822570/01						
L 4 / R open, vario		L: 1x200, 2x100, 1x200 mm / R: open, vario	AA-M075	40822540/05						
L 6 / R 6		L+R: 6x100 mm	AA-M090	40823592						
L 6 / R 6	L+R: 1x50, 4x100, 1x200 mm	AA-M090	40823500							
 Triple ScanCell® trolley	4 drawers in each section	1x50, 2x100, 1x200 mm	1386 mm	706 mm	905 mm	AAA-M060	40921500			

Type A - Trolleys overview

Roller doors

Name	Description	Width	Depth	Height	Type	Item no.
 ScanCell® trolley	 Roller doors, down	462 mm	706 mm	905 mm	A-M060	40451100D
				1055 mm	A-M075	40452100D
				1205 mm	A-M090	40453100D
				1503 mm	A-M120	40454100D
				1803 mm	A-M150	40455100D
 Double ScanCell® trolley	 Roller doors, down	924 mm	706 mm	1055 mm	AA-M075	40852100D
				1503 mm	AA-M120	40854100D
				1803 mm	AA-M150	40855100D
 Triple ScanCell® trolley	 Roller doors, down	1386 mm	706 mm	1055 mm	AAA-M075	40952100D
				1503 mm	AAA-M120	40954100D
				1803 mm	AAA-M150	40955100D




ScanCell® Trolley with roller door down.
Type A-M075
Item no. 40452100D



ScanCell® Trolley with roller doors down.
Type AA-M120
Item no. 40854100D



Glass doors*

Name	Description	Dimensions	Number of insertions	Type	Item no.
 ScanCell® trolley	Vario, left hinged	H905 x W462 x D706 mm	8	A-M060	40471104
	Vario, right hinged	H905 x W462 x D706 mm	8	A-M060	40471103
	Vario, left hinged	H1055 x W462 x D706 mm	10	A-M075	40472104
	Vario, right hinged	H1055 x W462 x D706 mm	10	A-M075	40472103
	Right hinged glass door	H1503 x W462 x D706 mm	16	A-M120	40474103
 ScanCell® trolley	Vario	H905 x W924 x D706mm	8	AA-M060	40861103
	Perforated rails	H1055 x W924 x D706 mm		AA-M075	40862606
	Vario	H1205 x W924 x D706 mm	12	AA-M090	40863103
	Vario	H1503 x W924 x D706 mm	16	AA-M120	40864103
	L+R: Vario/Perforated rails (Same configuration on both sides)	H1803 x W924 x D706 mm	20	AA-M150	40865106/01
	Vario	H1803 x W924 x D706 mm	20	AA-M150	40865107
	Vario	H1803 x W924 x D706 mm	20	AA-M150	40865106
 ScanCell® trolley	Perforated rails	H1503 x W1386 x D706 mm	16	AAA-M120	40964603
	Vario/Perforated rails	H1803 x W1386 x D706 mm	20	AAA-M150	40965803
	Perforated rails	H1803 x W1386 x D706 mm	20	AAA-M150	40965603
	Vario	H1803 x W1386 x D706 mm	20	AAA-M150	40965103

ScanCell® Trolley with roller doors down.
Type AAA-M075
Item no. 40952100D



*All glass doors are made of hardened glass

Type B - Trolleys overview

Open front

Name	Description	Width	Depth	Height	Type	Item no.
 ScanCell® trolley	Open with Vario panels	662 mm	494 mm	905 mm	B-M060	40611100
				1055 mm	B-M075	40612100
				1205 mm	B-M090	40613100
				1503 mm	B-M120	40614100
				1803 mm	B-M150	40615100
 Double ScanCell® trolley	Open with Vario panels	1324 mm	494 mm	905 mm	BB-M060	40211100
				1055 mm	BB-M075	40212100
				1205 mm	BB-M090	40213100
				1503 mm	BB-M120	40214100
				1803 mm	BB-M150	40215100
 Triple ScanCell® trolley	Open with Vario panels	1986 mm	494 mm	905 mm	BBB-M060	40111100
				1055 mm	BBB-M075	40112100
				1205 mm	BBB-M090	40113100
				1503 mm	BBB-M120	40114100
				1803 mm	BBB-M150	40115100

With Doors

Name	Number of doors	Width	Depth	Height	Type	Item no.
 ScanCell® trolley	2	662 mm	494 mm	905 mm	B-M060	40661100
	2			1055 mm	B-M075	40662100
	2			1205 mm	B-M090	40663100
	2			1503 mm	B-M120	40664100
	2			1803 mm	B-M150	40665100
 Double ScanCell® trolley	4	1324 mm	494 mm	905 mm	BB-M060	40261100
				1055 mm	BB-M075	40262100
				1205 mm	BB-M090	40263100
				1503 mm	BB-M120	40264100
				1803 mm	BB-M150	40265100
 Triple ScanCell® trolley	6	1986 mm	494 mm	905 mm	BBB-M060	40161100
				1055 mm	BBB-M075	40162100
				1205 mm	BBB-M090	40163100
				1503 mm	BBB-M120	40164100
				1803 mm	BBB-M150	40165100

Telescopic drawers


Name	Number of drawers	Drawers configuration height	Width	Depth	Height	Type	Item no.
 ScanCell® trolley	4	1 x 50 mm, 2 x 100 mm, 1 x 200 mm	662 mm	494 mm	905 mm	B-M060	40621500
	4	4 x 100 mm				B-M060	40621540
	5	2 x 50 mm, 3 x 100 mm				B-M060	40621550
	5	1 x 50 mm, 3 x 100 mm, 1 x 200 mm			B-M075	40622500	
	5	5 x 100 mm			B-M075	40622550	
	6	2 x 50 mm, 4 x 100 mm			B-M075	40622560	
	4	2 x 100 mm, 2 x 200 mm			B-M075	40622540	
	10	10 x 50 mm			B-M075	40622509	
	6	1 x 50 mm, 4 x 100 mm, 1 x 200 mm			1205 mm	B-M090	40623500
	6	6 x 100 mm				B-M090	40623560
	7	2 x 50 mm, 5 x 100 mm				B-M090	40623570
	9	6 x 50 mm, 3 x 100 mm			B-M090	40623590	
	 Triple ScanCell® trolley	4 drawers in each section			1 x 50 mm, 2 x 100 mm, 1 x 200 mm	1324 mm	494 mm

Roller doors

Name	Description	Width	Depth	Height	Type	Item no.			
 ScanCell® trolley	Roller door, down	662 mm	494 mm	905 mm	B-M060	40651100D			
	Roller door, up			905 mm	B-M060	40651100U			
	Roller door, down			1055 mm	B-M075	40652100D			
	Roller door, up			1055 mm	B-M075	40652100U			
	Roller door, down			1205 mm	B-M090	40653100D			
	Roller door, up			1205 mm	B-M090	40653100U			
	Roller door, down			1503 mm	B-M120	40654100D			
	Roller door, up			1503 mm	B-M120	40654100U			
	Roller door, down			1803 mm	B-M150	40655100D			
	Roller door, up			1803 mm	B-M150	40655100U			
	Roller door down			1950 mm	B-M165	40655700D			
	 Double ScanCell® trolley			Roller doors, down	1324 mm	494 mm	1055 mm	BB-M075	40252100D
							1503 mm	BB-M120	40254100D
		1803 mm	BB-M150	40255100D					
 Triple ScanCell® trolley	Roller doors, down	1986 mm	494 mm	1055 mm	BBB-M075	40152100D			
				1503 mm	BBB-M120	40154100D			
				1803 mm	BBB-M150	40155100D			



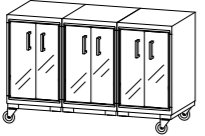
Type B - Trolleys overview

Vario drawers

Name	Number of Drawers	Drawers configuration height	Width	Depth	Height	Type	Item no.
 ScanCell® trolley	4 VARIO drawers	4 x 100 mm for partitions (2064211)	662 mm	494 mm	905 mm	B-M060	40641540
	4 VARIO drawers	1 x 50 mm for partitions (2064206), 2 x 100 mm for partitions (2064211), 1 x 200 mm (2064220)			905 mm	B-M060	40641500
	5 VARIO drawers	1 x 50 mm for partitions (2064206), 3 x 100 mm for partitions (2064211), 1 x 200 mm (2064220)			1055 mm	B-M075	40642500



Glass doors*

Name	Description	Dimensions	Number of insertions	Type	Item no.
 ScanCell® trolley	Vario	H 905 x W662 x D494mm	8	B-M060	40661106
	Vario	H 1055 x W662 x D494mm	10	B-M075	40662106
	Vario	H 1205 x W662 x D494mm	12	B-M090	40663106
	Vario	H 1503 x W662 x D494mm	16	B-M120	40664106
	Perforated rails	H 1503 x W662 x D494mm		B-M120	40664106/10
	Perforated rails	H 1503 x W662 x D494mm		B-M120	40664606
	Perforated rails	H 1503 x W662 x D494mm		B-M120	402664106/01
	Vario	H 1803 x W662 x D494mm	20	B-M150	40665106
	Vario	H 1803 x W662 x D494mm	20	B-M150	40665406
	Vario / Perforated rails	H 1803 x W662 x D494mm	20	B-M150	40665806
	Perforated rails	H 1803 x W662 x D494mm	20	B-M150	40664106/01
	Vario	H 2050 x W662 x D494mm	24	B-M180	40669106
 ScanCell® trolley	Vario	H 1205 x W1324 x D494 mm	12	BB-M090	40263106
	Perforated rails	H 1503 x W1324 x D494 mm		BB-M120	40264106/10
	Vario	H 1503 x W1324 x D494 mm	16	BB-M120	40264106
	Vario	H 1803 x W1324 x D494 mm	20	BB-M150	40265106
	Vario	H 2050 x W1324 x D494 mm	24	BB-M180	40266106
 ScanCell® trolley	Vario	H 1803 x W1986 x D494 mm	20	BBB-M150	40165106

ScanCell® Trolley with glass doors. Type B-M150 Item no. 40665406



ScanCell® Trolley with telescopic drawers. Type B-M075 Item no. 40622500



*All glass doors are made of hardened glass

Further sizes and variations are available upon request.

Baskets - dividable

ABS-Baskets



M > a b

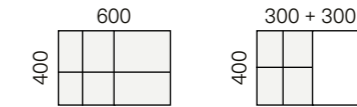
Full size, 100 mm high

Dimensions	Item no.
600 x 400 x 100 mm	2364251

M > a b

Full size, 200 mm high

Dimensions	Item no.
600 x 400 x 200 mm	2364252



Dividability ensures flexibility

To ensure the possibility of optimal storage of different and/or smaller items, all our baskets and many trays can be subdivided. This makes handling much easier and clearer. Articles can be removed quickly and easily without mixing. The need to reorder individual articles is thus easy to recognize and can be carried out quickly.

PC-Baskets



M > a b

Full size, 100 mm high

Dimensions	Item no.
600 x 400 x 100 mm	2364451

M > a b

Full size, 200 mm high

Dimensions	Item no.
600 x 400 x 200 mm	2364452



Trays - dividable

ABS-Trays



Full size, 50 mm high

Dimensions	Item no.
600 x 400 x 50 mm	2064206



Full size, 100 mm high

Dimensions	Item no.
600 x 400 x 100 mm	2064211

PC-Trays



Full size, 50 mm high


Dimensions	Item no.
600 x 400 x 50 mm	2064407






Full size, 100 mm high

Dimensions	Item no.
600 x 400 x 100 mm	2064412

Divider




Description	Dimensions	Item no.
Divider, light grey 	300 x 100 mm	2364257
	400 x 100 mm	2364253
	600 x 100 mm	2364254
	400 x 200 mm	2364255
	600 x 200 mm	2364256
Divider, transparent 	400 x 100 mm	2364453
	600 x 100 mm	2364454
	400 x 200 mm	2364455
	600 x 200 mm	2364456
Divider, transparent 	300 x 50 mm	2064269
	400 x 50 mm	2064270
	600 x 50 mm	2064271

Accessories for partitions



T-piece

Description	Item no.
The T-piece secures the smaller "snapped off" sections of the partitions.	2064266



Partition lock

Description	Item no.
Fixation for divider in ABS	2364259

ABS-Trays



Full size, 50 mm high

Dimensions	Item no.
600 x 400 x 50 mm	2064205



Full size, 100 mm high

Dimensions	Item no.
600 x 400 x 100 mm	2064210



Full size, 200 mm high

Dimensions	Item no.
600 x 400 x 200 mm	2064220



Full size, 280 mm high

Dimensions	Item no.
600 x 400 x 280 mm	2064228

Our extensive range of clever accessories enables ample possibilities in customizing the ScanCell® trolley for any specific procedure or job function – more than 5,000,000 combinations are available.

ScanCell® accessories are characterized by high quality materials and well composed designs to optimise work flow and flow of materials. All to ensure an enhanced work environment, and more time for patient care.



Top plates



Stainless steel

Description	Item no.
Stainless steel,	4114005
Stainless steel, raised / folded edge	4114012



Laminate and plastic

Description	Item no.
Transparent plastic, folded edge	4114014
Grey plastic, folded edge	4114016



Stainless steel

Description	Item no.
Raised / folded edge	4116012
Folded edge	4116010



Laminate and plastic

Description	Item no.
Laminate, grey	4116001
Transparent plastic, folded edge	4116014
Grey plastic, folded edge	4116016



Stainless steel

Description	Item no.
Folded edge	4118010
Folded edge, bulb	4118012



Stainless steel

Description	Item no.
Folded edge	4112010
Raised/folded edge	4112012

Gallery tops



b

Gallery top with raised edges

Description	Item no.
Raised edge / 3 sides Colour: Grey plastic	4116022



a

Gallery top with raised edges

Description	Item no.
Raised edge / 3 sides Colour: Grey plastic	4114022
Raised edge / 4 sides Colour: Grey plastic	4114024



b b

Gallery top with raised or folded edge

Description	Item no.
Folded edge Colour: Grey plastic	4112016
Raised edge / 3 sides Colour: Grey plastic	4112022
Raised and folded edge / 4 sides Colour: Grey plastic	4112024



b

Gallery top for 50 mm partitions

Description	Item no.
Without lid	4116030
With lid mounted	4116032



b

Transparent lid

Description	Item no.
compatible with gallery tops 4116030 and 4116034	4116040



b

Sealing plate for transparent lids


Description	Item no.
For Gallery top 4116032	4116044

Push handles and rails



SCS Pushbar for tall ScanCell® trolleys

Description	Item no.
vertical mounted at front right	4120146/FR
vertical mounted at front left	4120146/FL
vertical mounted at rear right	4120146/RR
vertical mounted at rear left	4120146/RL
vertical mounted sideways at front right	4120145/FR
vertical mounted sideways at front left	4120145/FL
vertical mounted sideways at rear right	4120145/RR
vertical mounted sideways at rear left	4120145/RL



a b ALU

Push rail 1 side – complete set

Can be mounted right or left side

Dimensions	Item no.
480 mm	4140002
690 mm	4140003



b ALU

Utility rail 1 side – complete set

Dimension	Item no.
450 mm	4120101



a ALU

Utility rail 1 side – complete set

Dimension	Item no.
650 mm	4120102

Bumpers



a a

Plast bumper, grey plastic

Description	Item no.
Mounted on cart	4168011



a b

Plast bumper, grey plastic

Description	Item no.
For Type A, mounted on cart	4164011
For Type B, mounted on cart	4166011



Bumper corners, 4 Pcs.

Description	Item no.
Mounted on cart	4160008

Stands



a b

Stand with 4 rails

Description	Item no.
Type A, bracket	4150040
Type A, bracket, side mnted.	4150041
Type B, with holder f. cassetts	4150060



b ALU

Stand with suture holders

Description	Item no.
	4150090



SS

Infusion stand with 2 hooks

Description	Item no.
	4130011



b

Bracket for infusion stand

Description	Item no.
Works together with utility rail, extension stand and writing plate	4130010

Extension plates and stands



a b

Extension plate with stop and aluminium square in front

Description	Item no.
Type A, 400 mm	4180110
Type B, 600 mm	4180112



Extension stand

Description	Item no.
Powder coated, for 30/40 module, grey (module is not included)	4130120



Extension for 30/40 module

Description	Item no.
(module is not included)	4130140



Extension stand on top

Description	Item no.
with mounted plate can be mounted both right / left	4130142



Extension stand mounted on profile

Description	Item no.
for 30/40 module (module is not included)	4130144



Extension stand mounted on profile

Description	Item no.
With plate	4130146



E-stand with stop

Description	Item no.
Powder coated, for 2 x 30/40 modules (module is not included), 600 mm	4180102



SCS Extension Bracket Writing Plate


Description	Item no.
Same level topplate	4130142/05

Hooks



Hooks for stand/utility rail

Description	Item no.
Single hook, 100 mm	4130150
Double hook, 100 mm	4130152
4 single hooks, 400 mm	4130154
6 single hooks, 600 mm	4130156



Hooks

Description	Item no.
2 Pcs., e.g. for hanging cardiac arrest plate	4120220



Plastic hook

Description	Item no.
e.g. for hanging writing plate	4120200

HOLDERS



Holder for dispenser

Description	Item no.
For mounting dispensers on ScanCell®. (Dispenser not included)	4130018/01



Holder for modular insert

Description	Item no.
For inserts: 370 x 70 mm	4130050
For inserts: 240 x 110 mm	4130052



Holder for modular insert

Description	Item no.
For inserts: 240 x 110 mm	4130024
For inserts: 340 x 110 mm	4130030
For inserts: 550 x 110 mm	4130036

Holders



Holder for disposable-gloves with box measurements: 240 x 130 x 70 mm

Description	Item no.
For 1 box, (Utility rail not included)	4130048
For 3 boxes, (Utility rail not included)	4130048/01



Holder for accessories

Description	Item no.
180 x 435 x 160 mm (Utility rail not included)	4130068



Holder for oxygen bottle

Description	Item no.
With Velcro, size D, 105 mm (Utility rail not included)	4130054



Glove dispenser triple

Description	Item no.
Stainless steel – triple (Utility rail not included)	4901013



Glove dispenser single

Description	Item no.
Plastic – single (Utility rail not included)	7806007




Holder for cassette for A4 suspension files

Description	Item no.
Holder (Utility rail not included)	4130076
Cassette, 162 x 329 x 225 mm	4130078



Holder for A4 suspension files

Description	Item no.
Utility rail not included	4130075



File holder for A4 suspension files in module trays

Description	Item no.
Type B, fits to tray 2064220	4180003
Type D, fits to tray 2034220	4180005



Holder for electric outlet strip and cord

Description	Item no.
Utility rail not included	4130062

Accessories

Waste buckets and holders



Waste bucket and holder 12 L (Utility rail not included)

Description	Item no.
	4140010



Clinical waste container and holder (Utility rail not included)

Description	Item no.
	4130020



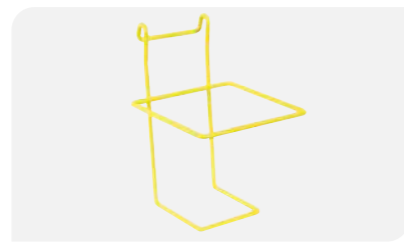
Knee operated bin

Description	Item no.
8 Liter	1901008L
20 Liter	1901020L



Waste bag holder for roll of waste bags (Utility rail not included)

Description	Item no.
Holder	4140014
Holder with lid	4140013



Holder for clinical waste

Description	Item no.
Holder for mounting on utility rail, yellow	4130021/09G

Monitor holders



Monitor stand with adjustable arm

Description	Item no.
Side mounted	4150142
Top mounted	4150140



Laptop holder

Description	Item no.
Side mounted. Max. size requirements for the laptop are W 460 mm x H 230 mm	AR00045



Screen holder (VESA100)

Description	Item no.
Monitor stand with adjustable arm	VH00100

General accessories



Cart made anti-magnetic

Description	Item no.
For use in rooms with MR scanner – applicable to rolling fronts and vario drawers only	4180301



Telescopic runners for inserting modules

Description	Item no.
Type B	1867303
Type A	1867310




Seperation for shelf type B

Description	Item no.
Height 80 mm	4180130



Shelf tray


Description	Item no.
With guide rails for compartments. Colour: Grey plastic	4150080



Cardiac arrest plate

Description	Item no.
Cardiac arrest plate, 600 x 400 mm	4120222

Tilt bins



Tilt bins for UNI-boxes UNI-box cassettes

Dimensions (L x H x D)	Item no.
1 shelf for 6 UNI-Boxes	4180031
2 shelf for 12 UNI-Boxes	4180032
3 shelf for 18 UNI-Boxes	4180033



White plastic with transparent lids, available with several sections

Dimensions (L x H x D)	Item no.
3 sections 601 x 245 x 200 mm	4150073
4 sections 601 x 206 x 171,5 mm	4150074
5 sections 601 x 163 x 136 mm	4150075
6 sections 601 x 112,5 x 94 mm	4150076

Compatible with stand, item no. 4150060



FiFo-Dispenser

Description	Item no.
Plastic grey/white with dustproof, transparent chutes, available with several sections	
Dimensions (L x H x D)	Item no.
3 sections 600 x 200 x 245 mm	1166333F
5 sections 600 x 135 x 165 mm	1166335F

Compatible with stand, item no. 4150060
Other types on request

Locks



Keylock mounted on rolling front

Description	Item no.
Rolling front down	4170022D
Rolling front up	4170022U



Keylock mounted on door

Description	Item no.
Single door	4170004



Lock mounted on drawer

Description	Item no.
Lock for one drawer	1901008L



**Combination lock
3 digit mechanical lock**

Description	Item no.
Mounted on drawer	4170333
Mounted on roller front	4170335



**Combination lock
3 digit mechanical lock
combined with key**

Description	Item no.
Mounted on doors	4170361
Mounted on drawer	4170362
Mounted on roller front	4170363



Bow Door with sealing system

Description	Item no.
Mounted on cart M060	4170101
Mounted on cart M075	4170102
Mounted on cart M090	4170104
Sealing, small bow	C1570101/ CH-M



a

Central-locking system

Please note:
4170048/49 locks the top drawer

Description	Item no.
Central locking system for A-Type M060 / M075	4170048
Central locking system for A-Type M090	4170049



b

Central-locking system

Please note:
4170046/47 locks the top drawer

Description	Item No
Central locking system for B-Type M060 / M075	4170046
Central locking system for B-Type M090	4170047

E-Locks



E-Lock with key option

Description	Item No
horizontal, right side knob, colour: silver	C01ELG332



E-Lock with key option

Description	Item No
horizontal, left side knob, colour: silver	C01ELG330



E-Lock with key option

Description	Item No
vertical, colour: silver	C01ELG334



E-Lock Master Key

Description	Item no.
	C01ELG335

Side panel customisation


You have the option to adjust the look and feel of your ScanCell® trolley to your liking. The sidepanels can be customised with one of our standard colours. In addition, you can have them printed with text, such as department information, or even a logo. This allows you to alter the appearance of your new furniture in such a way that it suits your needs, and fits in perfectly with any existing interior.

Bring colour to your workspace and customise your ScanCell® trolley!



Standard

Colour	Item no.
Red	41A431S
Light green	41A453S
Yellow	41A464S
Pink	41A828S
Blue	41A838S
Light blue	41A857S
White	41A481S
Grey	41A478S



Special

Colour code	Colour	Item no.
RAL5002	Blue	41R5002
RAL5022	Dark blue	41R5022
RAL3020	Red	41R3020
RAL1023	Yellow	41R1023
RAL9005	Black	41R9005
RAL1015	Ivory	41R1015
RAL6005	Dark green	41R6005
RAL6024	Light green	41R6024
RAL7016	Dark grey	41R7016
RAL8011	Brown	41R8011
RAL2004	Orange	41R2004



The colours as featured on this page might differ from the actual colours.





Better **solutions.**
Better **care.**



CO₂e Neutral
Operations