

Better **solutions.**  
Better **care.**

# Clean Linen Case Carts

**Our range of Clean Linen Case Carts are strong, durable and easy to manoeuvre, providing the optimum solution for the transportation of clean linen around the hospital.**

Developed and adapted through years of experience working in accordance with **NHS infection prevention standards.**

- No sharp edges, preventing damage to users or goods
- No interstices or overlapped sheets to prevent build up of HAI's
- Designed to allow for automated washing, no water retention.

## Features:



Strong **non-twisting bottom frame** in epoxy coated steel which is the structural element of the carts that gives stiffness to all the assembled components and supports the mechanical stress exerted when towing multiple carts.



**Lower bumper** in light alloy and rubber profile are moulded for impact absorbing.



**Upper bumper** for an optimal protection of contents during transport by lorry or towing.  
**Door** built with 2,5mm bent sheet and welded reinforcements on top and bottom.



Ergonomic **closing handle** with rounded edges.







Ergonomic **push-handle** with double grip and rounded edges.

Better **solutions.**  
Better **care.**

# Clean Linen Case Carts

## Options:

|  | SKU                | Internal Dimension (mm) | External Dimension (mm) | Caster Dia. (mm) | Total Weight. (mm) | Compartments | Storage Capacity (ltrs) |
|--|--------------------|-------------------------|-------------------------|------------------|--------------------|--------------|-------------------------|
|   | <b>CRI1560001F</b> | 1130W x 550D x 920H     | 1230W x 630D x 1245H    | 160              | 61.5               | 2            | 572                     |
|   | <b>CRI1550232F</b> | 1130W x 550D x 1170H    | 1230W x 630D x 1495H    | 200              | 66                 | 3            | 731                     |
|   | <b>CRI1550514F</b> | 1130W x 550D x 1420H    | 1230W x 630D x 1785H    | 200              | 76.5               | 3            | 883                     |
|  | <b>CRI1600003F</b> | 1300W x 630D x 1420H    | 1400W x 710D x 1740H    | 200              | 80                 | 3            | 1162                    |

## Available accessories:



**Hinged Tow Bar with spring and peg**



**Lock with two keys**



**Tamper Evident Seal**



**Central Brake System**



**A4 Document Holder**



ISO9001:2015



NHS approved supplier



CO<sub>2</sub>e Neutral Operations

+44 (0)1472 266 190  
sales@agilemedical.co.uk  
agilemedical.co.uk

