

Difficult Airway Trolleys



Effective labelling and risk-free access.

The most reliable Difficult Airway Trolley in the UK, with a unique 'Zero-Risk' tamper evident locking bar allows quick and risk-free access to equipment. Staff simply open one of the drawers to automatically break the tamper-evident seal. Each trolley is supplied with drawer front labels in accordance with the latest Difficult Airway Society airways management guidelines, which help clinical and non-clinical staff identify the correct procedure in a difficult airway or intubation situation.

Options:

Narrow Trolley

LX Trolleys



Difficult Airway Trolleys

Features:

- 10-year warranty
- Epoxy coated metal construction increases durability.
- One piece, fluid retaining ABS top for easy cleaning.
- Slide pull out extension worksurface.

Colours:



Dimensions:

Narrow Trolley:

Width (mm) 520, Depth (mm) 540, Height (mm) 946

LX31AIR:







Width (mm) 690, Depth (mm) 540, Height (mm) 930

LX34AIR:

Width (mm) 690, Depth (mm) 540, Height (mm) 1010



Ordering:

Product	Drawers	Col	Code
Narrow Difficult Airway Trolley			NC34AIR5
			NC34AIR2
LX Difficult Airway Trolley	4 (4x6")		LX31AIR5
			LX31AIR8
	4 (3x6", 1x9")		LX34AIR5
			LX34AIR8
Accessories			
Breakaway seals			SUPPLIED
Magnetic label holders			SUPPLIED
Oxygen tank holder (CD size)			OTS114
Stainless steel defibrillator shelf			DSS433
IV pole			IVP100
Sharps bin holder			SBH100
Catheter holder			CHST14
Glove dispenser			GDST19
Gel holder			GMH100
Security clamp			DRS200
Waste container with lid			WCS213

For our full range of trolley accessories see pages **108-111**.